

**Question 1: what is printed?**

```
x = 0
def reset():
    x = 0
def inc():
    global x
    x += 1
inc()
reset()
inc()
print(x)
```

**Question 2: what is printed?**

```
def fraction(top=1, bottom=1):
    return top/bottom
print(fraction(bottom=2))
```

**Question 3: what is printed?**

```
stats = {}
results = []
for i in range(5):
    stats["score"] = 100+i
    results.append(stats)
print(results[2]["score"])
```

**Question 4: what is printed?**

```
# assume nums.json contains this:
# [200, 300, 100]
r = requests.get("https://tyler.caraza-harter.com//nums.json")
nums = r.text
print(nums[1])
```

**Question 5: how many columns does this table have?**

```
<table>
<tr><td>A1</td><td>A2</td>
<td>B1</td></tr><tr><td>B2</td>
<td>C1</td><td>C2</td></tr>
</table>
```

**Question 6: what is printed?**

```
def mystery(n):
    if n == 0:
        return 1
    return 2 * mystery(n-1)
print(mystery(3))
```

**Question 7: which expressions would cause a KeyError exception?**

```
d = {1:"one", 2:"two", 3:"three"}


- d[1]
- d[-1]
- d["one"]

```

**Question 8: does it run forever?**

**file.txt:**

```
A B C
D E F G
H I
```

```
f = open("file.txt")
txt = f.read()
parts = txt.split("\n")
print(parts[1].split(" ")[0])
f.close()
```

**Question 9: what is printed?**  
(assume file.txt exists before)

```
f = open("file.txt")
try:
    print("A")
    f.write("hey")
    print("B")
except:
    print("C")
f.close()
```

**Question 10: what are the query results?**

```
SELECT * FROM shirts WHERE price < 15;

SELECT size FROM shirts WHERE color = 'green';

SELECT MAX(price) FROM shirts;

SELECT size, AVG(price) FROM shirts
GROUP BY size;

SELECT size, COUNT() as c FROM shirts
GROUP BY size
HAVING c < 2;
```

**shirts table**

size	color	price
S	red	14
S	blue	18
M	green	12
L	red	15
L	red	25
L	blue	50

**Question 11: will happen if you manually re-run In[2], given the following notebook state?**

```
In [1]: s = Series([1, 2, 3])
```

```
In [2]: s = 1 / s
```

```
In [3]: s = 1 - s
```

**Question 12: what does each expression yield, given this setup?**

```
s = Series([5,6,7,8])
```

- `s - 5`
- `s / s`
- `s[-3:]`
- `s[:3] + s[-3:]`
- `s == 7`
- `s[s == 7]`
- `s % 2 == 0`
- `s[s % 2 == 0]`
- `s[s < 7].sum()`
- `s - s.mean()`
- `s - s[s < 8].mean()`

```
s["total"] = s.sum()
s["total"] = s.sum()
```

- `s["total"]`

**Question 13: what does each expression yield?**

```
pts = DataFrame({
    "x": [10, 20, 30, 40],
    "y": [1, 10, 100, 1000],
})
```

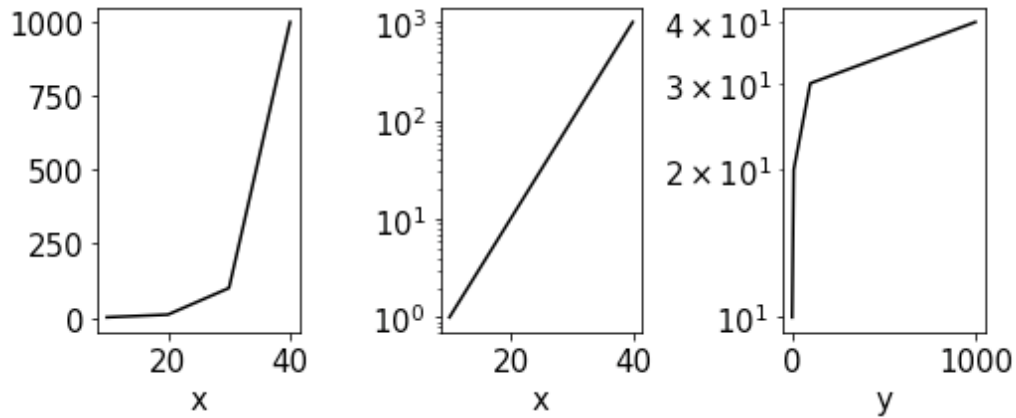
- pts["x"][2]
- pts.loc[3].sum()
- pts["x"][2] - pts.loc[2]["x"]
- pts["y"].sum()
- pts["x"].mean()
- pts["x"] - pts["x"]
- pts["x"] - pts["x"].mean()
- ((pts.loc[1]-pts.loc[0])\*\*2).sum()\*\*(1/2)  
*final answer can be mathematical expression*

**pts DataFrame**

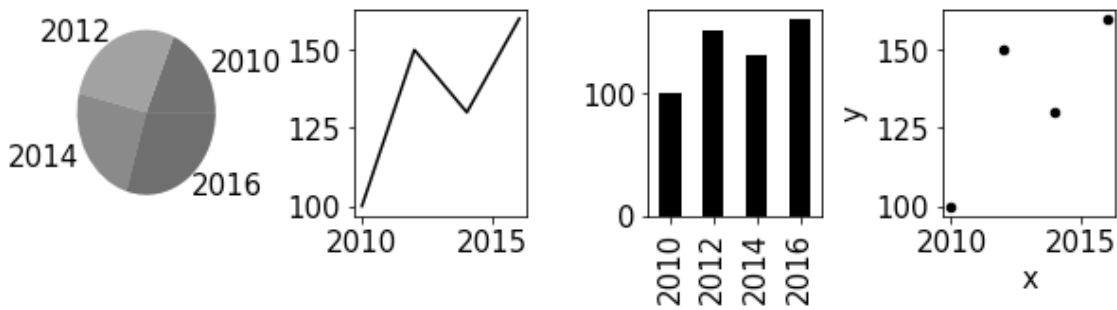
	x	y
0	10	1
1	20	10
2	30	100
3	40	1000

**Question 14: which plot is generated?**

```
pts.plot.line(x="x", y="y", logy=True)
```

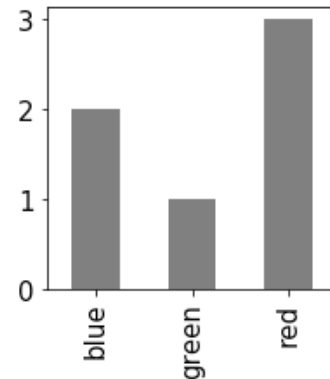


**Question 15: label each as pie, scatter, line, or bar**



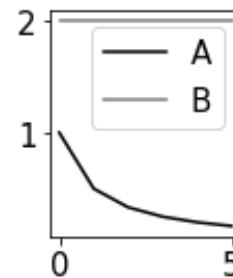
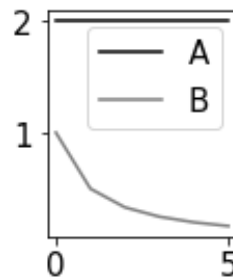
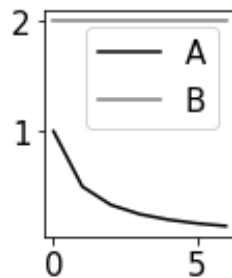
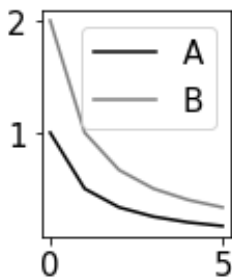
**Question 16: which call creates the bar plot? (A, B, or C)**

```
s = Series(["red", "red", "red",  
           "green", "blue", "blue"])  
vc = s.value_counts()  
  
vc.sort_values().plot.bar() # A  
vc.sort_index().plot.bar() # B  
s.set_index("color").plot.bar() # C
```



**Question 17: which plot is created by the code?**

```
data = {"A":[], "B":[]}  
for i in range(6):  
    data["A"].append(1/(i+1))  
    data["B"].append(2)  
DataFrame(data).plot.line()
```



**Question 18: what does each expression yield, given this setup?**

```
df = DataFrame({  
    "year": [2015, 2016, 2017, 2018],  
    "cats": [20, 15, 10, 12],  
    "dogs": [30, 15, 15, 18],  
})  
df["next"] = df["year"] + 1
```

- `df["cats"][2]`
- `df["dogs"] + df["cats"]`
- `df.set_index("year")["cats"][2015]`
- `df.set_index("next")["dogs"][2016]`
- `df["cats"][1:] - df["cats"]`
- `df.set_index("year")["dogs"] - df.set_index("next")["dogs"]`