

[320] Regular Expressions

Tyler Caraza-Harter

Reading

New text: *Principles and Techniques of Data Science*
by Sam Lau, Joey Gonzalez, and Deb Nolan

Used for Berkeley's DS100 Course.

Read Chapter 13: https://www.textbook.ds100.org/ch/13/text_regex.html

```
# HIDDEN
def show_regex_match(text, regex):
    """
    Prints the string with the regex match highlighted.
    """
    print(re.sub(f'({regex})', r'\033[1;30;43m\1\033[m', text))
```

```
# The show_regex_match method highlights all regex matches in the text
regex = r"green"
show_regex_match("Say! I like green eggs and ham!", regex)
```

```
Say! I like green eggs and ham!
```




be sure to expand
the hidden cells!

Regular Expressions

Regex:

- a **small language** for describing patterns to search for
- regex patterns are used in many different programming languages (like how many different languages might use SQL queries)
- <https://blog.teamtreehouse.com/regular-expressions-10-languages>



Stephen Cole Kleene
(UW-Madison mathematician)

```
msg = "In CS 320, there are 14 quizzes, 7 projects, 41 lectures,  
and 1000 things to learn. CS 320 is awesome!"
```

```
# does the string contain "320"?  
has_320 = msg.find("320") >= 0
```

str.find is VERY limited -- what if we want to:

- find all occurrences of "320"
- find any 3-digit numbers?
- find any numbers at all?
- find a number before the word "projects"?
- substitute a number for something else?


Regexes can do all these things!

In Python, regular expressions usually use "raw" strings

what character(s) does `print("A\tB")` print between "A" and "B"?

In Python, regular expressions usually use "raw" strings

what character(s) does `print("A\tB")` print between "A" and "B"?




TAB, because
backslash is the
escape character



what if we actually want a backslash and a "t"?

In Python, regular expressions usually use "raw" strings

what character(s) does `print("A\tB")` print between "A" and "B"?



TAB, because
backslash is the
escape character



what if we actually want a backslash and a "t"?



```
print("A\\tB")
```

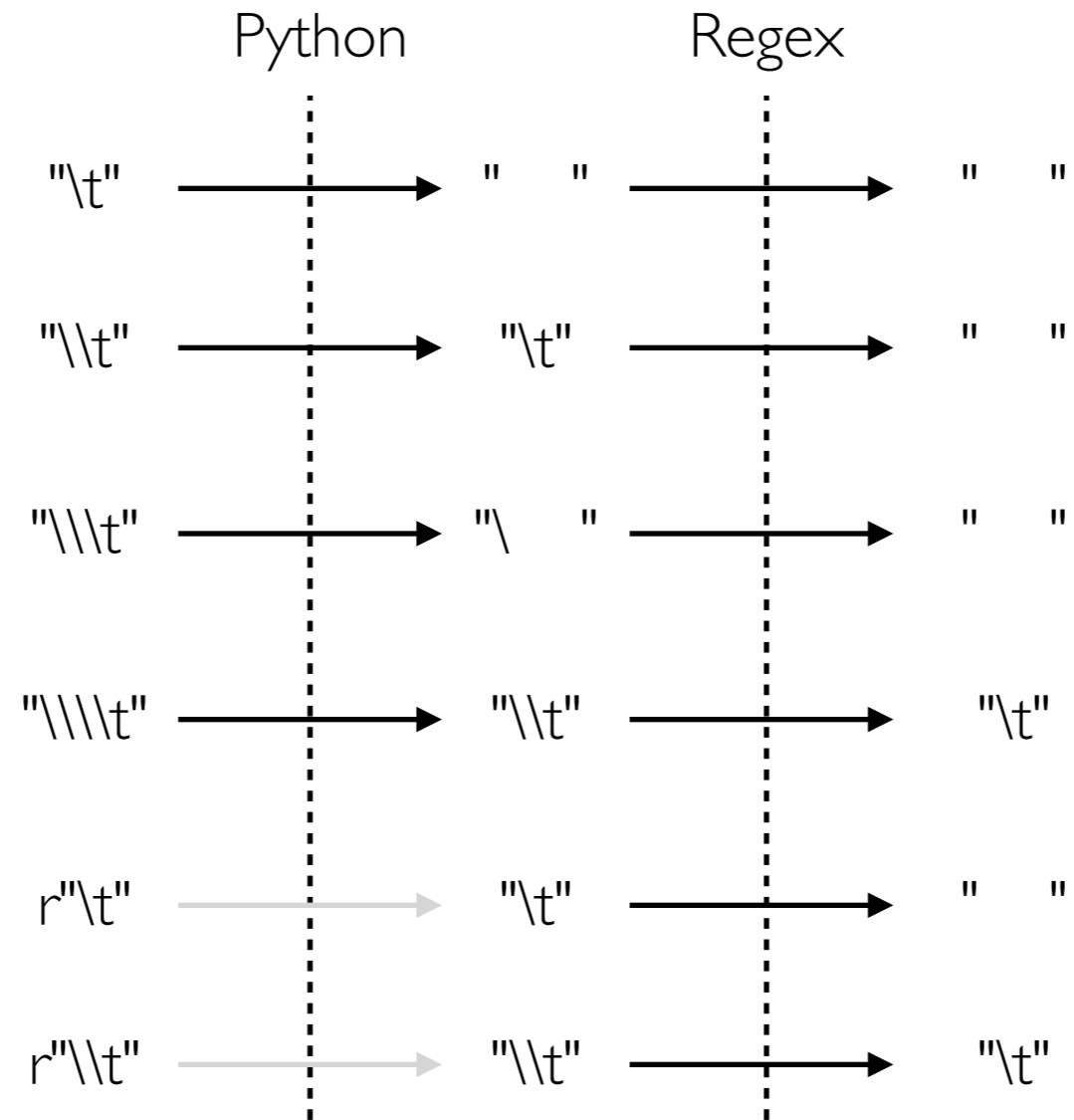


```
print(r"A\tB")
```

this is a **raw** string,
so "\" isn't an escape character

Python regex functions do their own escaping, so this is very handy!

Double Escaping



Notebook Demos (copy/paste to start)...

```
import re

# from DS100 book...
def reg(regex, text):
    """
    Prints the string with the regex match highlighted.
    """
    print(re.sub(f'({regex})', r'\033[1;30;43m\1\033[m', text))
s1 = " ".join(["A DAG is a directed graph without cycles.",
              "A tree is a DAG where every node has one parent (except the root, which
has none).",
              "To learn more, visit www.example.com or call 1-608-123-4567. :)"
              "\_(\ツ)\_/"])
print(s1)

s2 = """1-608-123-4567
a-bcd-efg-hijg (not a phone number)
1-608-123-456 (not a phone number)
608-123-4567
123-4567
1-123-4567
"""
print(s2)

s3 = "In CS 320, there are 14 quizzes, 7 projects, 41 lectures, and 1000 things to
learn. CS 320 is awesome!"
print(s3)

s4 = """In CS 320, there are 14 quizzes, 7 projects,
41 lectures, and 1000 things to learn. CS 320 is awesome!"""
print(s4)
```



Learn Regex Features!

Good overview here: https://www.textbook.ds100.org/ch/08/text_regex.html#Reference-Tables

(screenshots here for convenience)

non-greedy equivalents:

*?
+?




Description	Bracket Form	Shorthand
Alphanumeric character	[a-zA-Z0-9]	\w
Not an alphanumeric character	[^a-zA-Z0-9]	\W
Digit	[0-9]	\d
Not a digit	[^0-9]	\D
Whitespace	[\t\n\f\r\p{Z}]	\s
Not whitespace	[^\t\n\f\r\p{z}]	\S

Char	Description	Example	Matches	Doesn't Match
.	Any character except \n	...	abc	ab abcd
[]	Any character inside brackets	[cb.]ar	car .ar	jar
[^]	Any character <i>not</i> inside brackets	[^b]ar	car par	bar ar
*	≥ 0 or more of last symbol	[pb]*ark	bbark ark	dark
+	≥ 1 or more of last symbol	[pb]+ark	bbpark bark	dark ark
?	0 or 1 of last symbol	s?he	she he	the
{n}	Exactly n of last symbol	hello{3}	hellooo	hello
	Pattern before or after bar	we [ui]s	we us is	e s
\	Escapes next character	\[hi\]	[hi]	hi
^	Beginning of line	^ark	ark two	dark
\$	End of line	ark\$	noahs ark	noahs arks

Python `re` Module: `findall` and `sub`

```
import re
```

```
s = 'In CS 320, there are 10 quizzes, 7 projects, 39  
lectures, and 1000 things to learn. CS 320 is  
awesome!'
```



```
re.findall(r"\d+", s)
```

↑
pattern

↑
input str

```
re.sub(r"\d+", "###", s)
```

↑
pattern

↑
replacement

↑
input str

Python `re` Module: `findall` and `sub`

```
import re
```

```
s = 'In CS 320, there are 10 quizzes, 7 projects, 39  
lectures, and 1000 things to learn. CS 320 is  
awesome!'
```

```
re.findall(r"\d+", s)
```

↑
pattern

↑
input str

```
['320', '10', '7',  
'39', '1000', '320']
```

```
re.sub(r"\d+", "###", s)
```

↑
pattern

↑
replacement

↑
input str

```
'In CS ###, there are ### quizzes, ###  
projects, ### lectures, and ### things  
to learn. CS ### is awesome!'
```

Groups

```
import re
```

```
s = 'In CS 320, there are 10 quizzes, 7 projects, 39  
lectures, and 1000 things to learn. CS 320 is  
awesome!'
```



```
re.findall(r"(\d+) (\w+)", s)
```

group 1 group 2

Groups

```
import re
```

```
s = 'In CS 320, there are 10 quizzes, 7 projects, 39  
lectures, and 1000 things to learn. CS 320 is  
awesome!'
```



```
re.findall(r"(\d+) (\w+)", s)
```



group 1 group 2

```
[('10', 'quizzes'), ('7', 'projects'), ('39', 'lectures'),  
 ('1000', 'things'), ('320', 'is')]
```

Groups

```
import re
```

```
s = 'In CS 320, there are 10 quizzes, 7 projects, 39 lectures, and 1000 things to learn. CS 320 is awesome!'
```

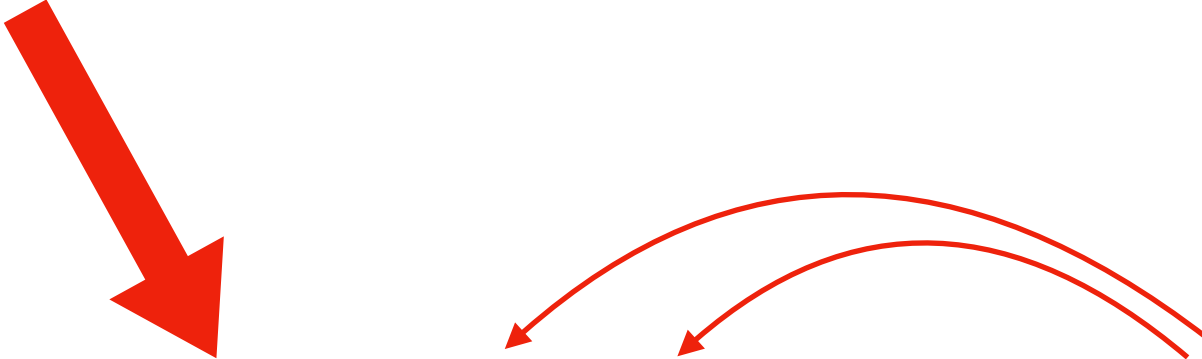
```
re.findall(r"((\d+) (\w+))", s)
```

```
[('10 quizzes', '10', 'quizzes'),  
( '7 projects', '7', 'projects'),  
( '39 lectures', '39', 'lectures'),  
( '1000 things', '1000', 'things'),  
( '320 is', '320', 'is')]
```


Python `re` Module: `findall` and `sub`

```
import re
```

```
s = """In CS 320, there are 10 quizzes, 7 projects,  
41 lectures, and 1000 things to learn. CS 320 is  
awesome!"""
```



```
re.sub(r"(\d+)", "<b>\g<1></b>", s)
```

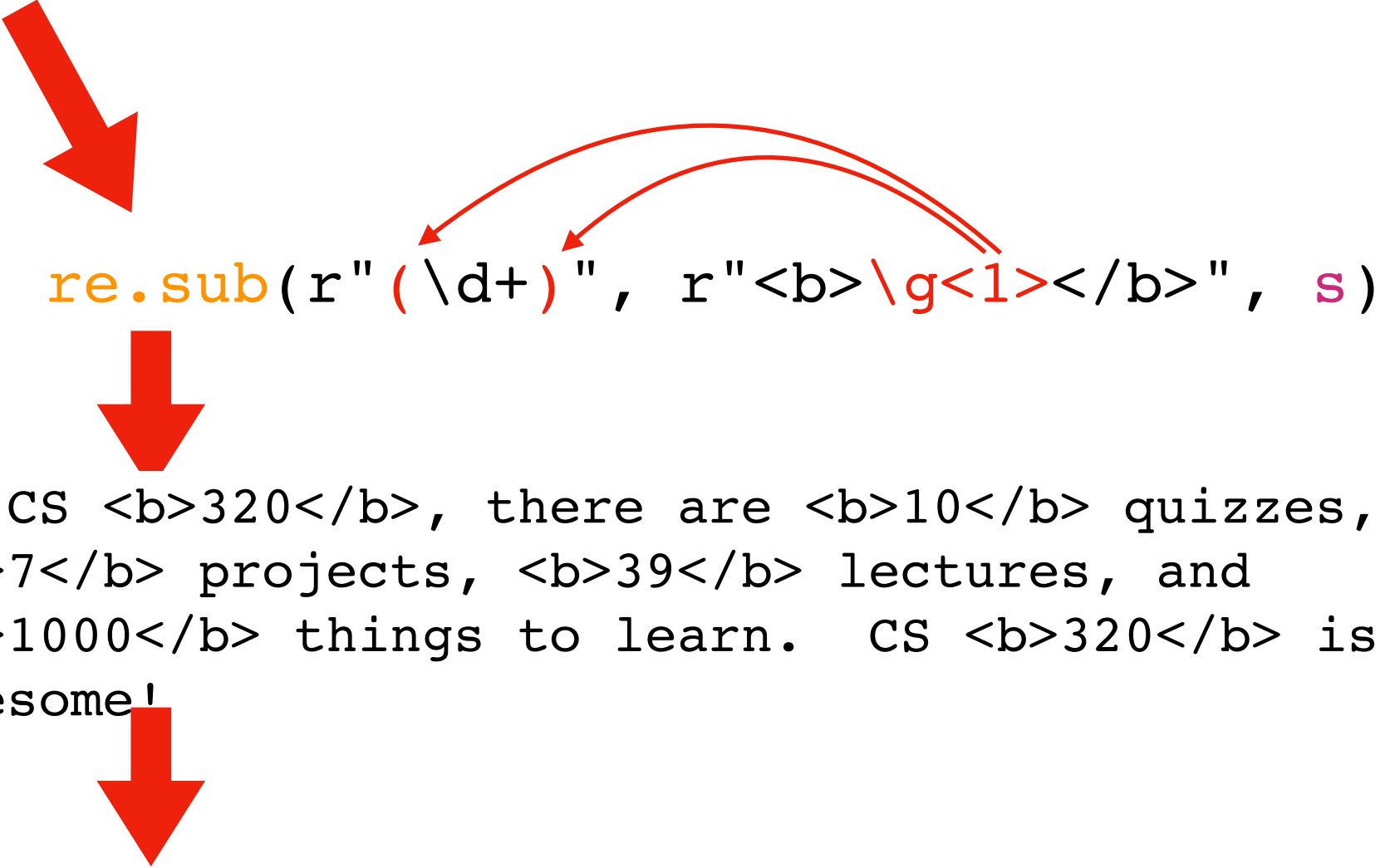
use `\g<N>` to refer to group N

Python `re` Module: `findall` and `sub`

```
import re
```

```
s = """In CS 320, there are 10 quizzes, 7 projects,  
41 lectures, and 1000 things to learn. CS 320 is  
awesome!"""
```

```
re.sub(r"(\d+)", r"<b>\g<1></b>", s)
```



```
In CS <b>320</b>, there are <b>10</b> quizzes,  
<b>7</b> projects, <b>39</b> lectures, and  
<b>1000</b> things to learn. CS <b>320</b> is  
awesome!
```

```
In CS 320, there are 10 quizzes, 7 projects, 39 lectures, and 1000 things  
to learn. CS 320 is awesome!
```

Review Regular Expressions

Which regex will **NOT** match "123"

1. `r"\d\d\d"`
2. `r"\d{3}"`
3. `r"\D\D\D"`
4. `r"..."`

What will `r"^A"` match?

1. "A"
2. "^A"
3. "BA"
4. "B"
5. "BB"

Which one can match "HH"?

1. `r"HA+H"`
2. `r"HA+?H"`
3. `r"H(A+)?H"`

Which string(s) **will** match `r"^(ha)*$"`

1. ""
2. "hahah"
3. "that"
4. "HAHA"

What is the type of the following?

```
re.findall(r"(\d) (\w+)", some_str)[0]
```

1. list
2. tuple
3. string

What will it do?

```
re.sub(r"(\d{3})-(\d{3}-\d{4})",  
       r"(\g<1>)\g<2> ",  
       "608-123-4567")
```

Practice

finding emails, extracting function names, other examples...